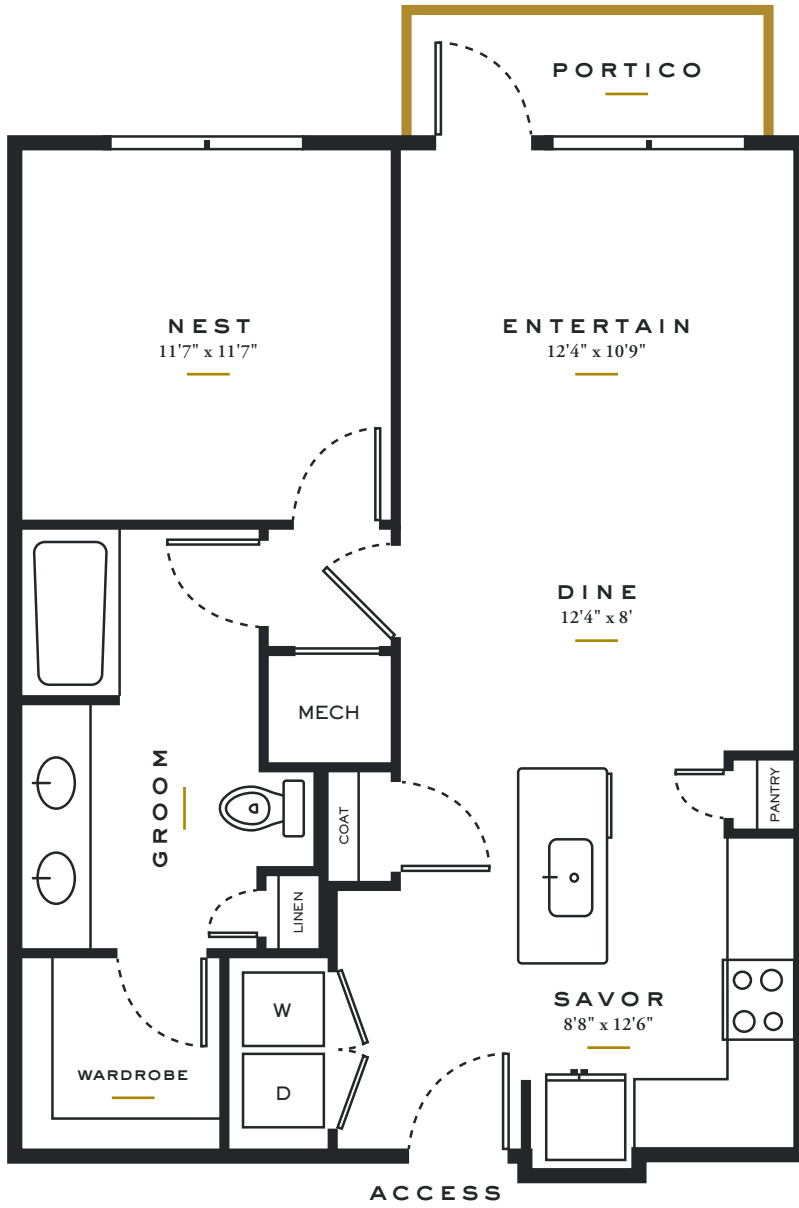


1 BED, 1 BATH

UNIT **A4** PLAN


INTERIOR 803 - 816 S.F.



FINISH OPTION A




FLOORING



COUNTERTOP



CABINET



BACKSPLASH


FINISH OPTION B



FLOORING



COUNTERTOP



CABINET



BACKSPLASH

RENT/MO \$ _____

DEPOSIT \$ _____



ALEXAN

TCR
TEAMMELL CROW RESIDENTIAL

Floor plan is an artist's rendering and may not be to scale. Balcony/patio sizes may vary and not all units have balconies/patios. Interior layout may vary by unit. Interior layout varies to accommodate accessible features. At your request, we are happy to discuss specific unit modifications or accommodations. All dimensions and square footage are approximate. Pricing and availability subject to change. See an office representative for details.

