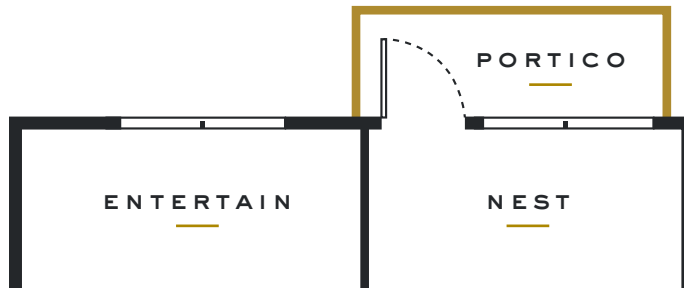
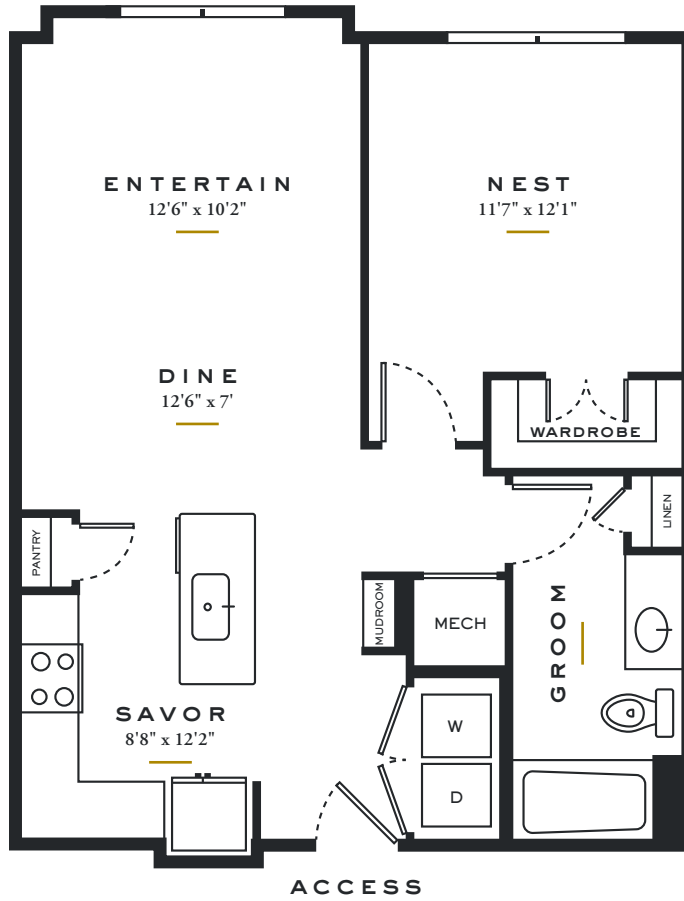


1 BED, 1 BATH

UNIT **A3** PLAN

INTERIOR 753 - 766 S.F.




ALTERNATE LAYOUT

FINISH OPTION A




FLOORING



COUNTERTOP



CABINET




BACKSPASH


FINISH OPTION B



FLOORING



COUNTERTOP



CABINET



BACKSPASH

RENT/MO \$ _____

DEPOSIT \$ _____



ALEXAN

TCR
TRAMMELL CROW RESIDENTIAL



Floor plan is an artist's rendering and may not be to scale. Balcony/patio sizes may vary and not all units have balconies/patios. Interior layout may vary by unit. Interior layout varies to accommodate accessible features. At your request, we are happy to discuss specific unit modifications or accommodations. All dimensions and square footage are approximate. Pricing and availability subject to change. See an office representative for details.