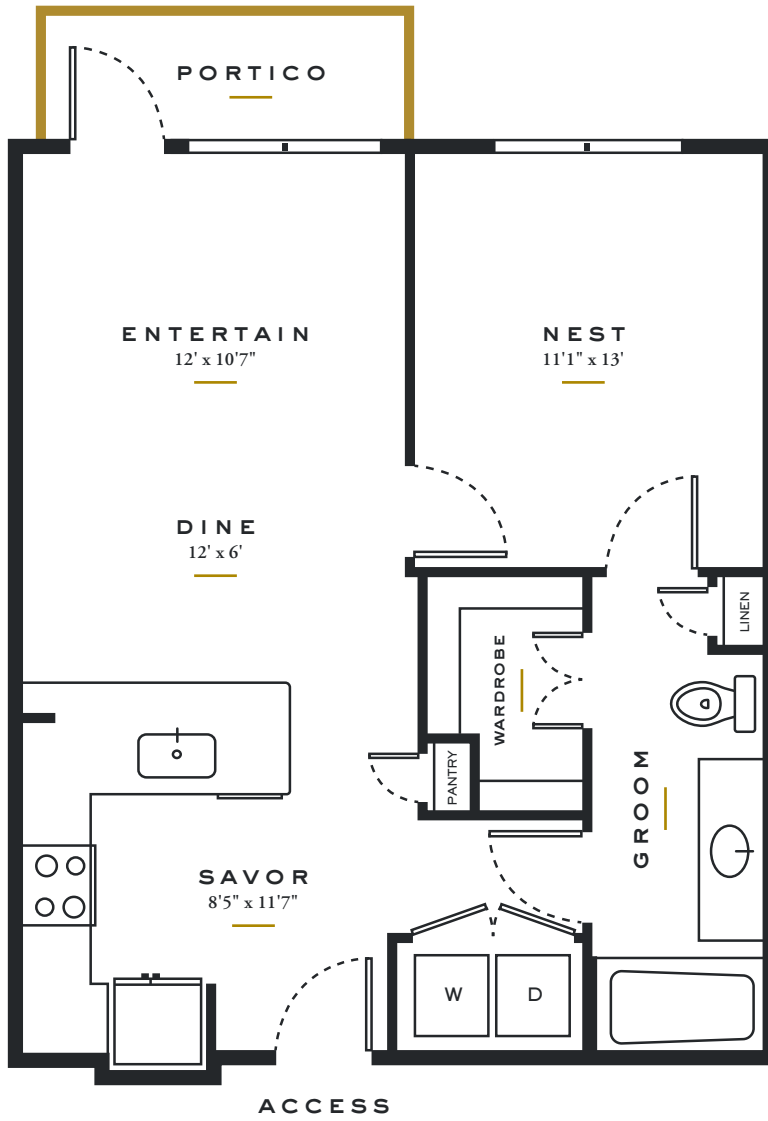


1 BED, 1 BATH

UNIT **A2** PLAN


INTERIOR 698 S.F.




FINISH OPTION A




FLOORING



COUNTERTOP



CABINET



BACKSPLASH


FINISH OPTION B



FLOORING



COUNTERTOP



CABINET



BACKSPLASH

RENT/MO \$ \_\_\_\_\_

DEPOSIT \$ \_\_\_\_\_



Floor plan is an artist's rendering and may not be to scale. Plans either have balcony or patio. Interior layout varies to accommodate accessible features. At your request, we are happy to discuss specific unit modifications or accommodations. All dimensions and square footage are approximate. Pricing and availability subject to change. See an office representative for details.